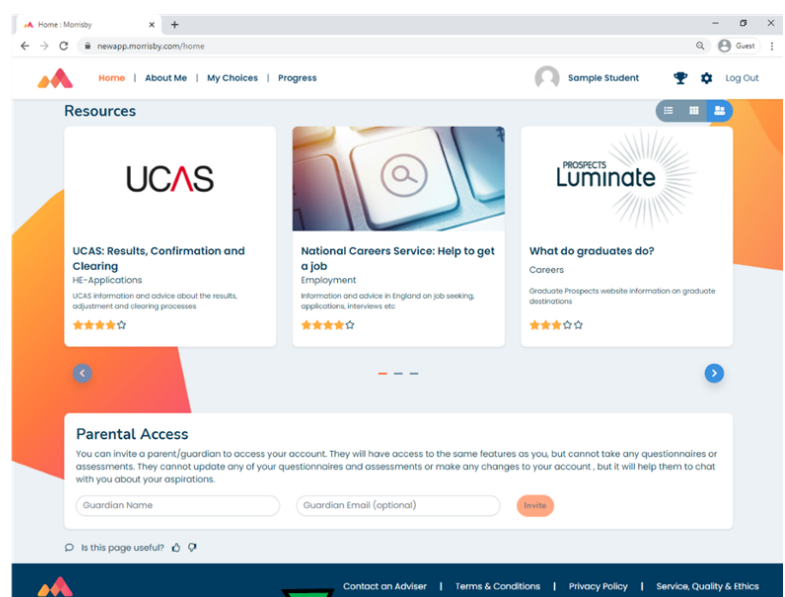
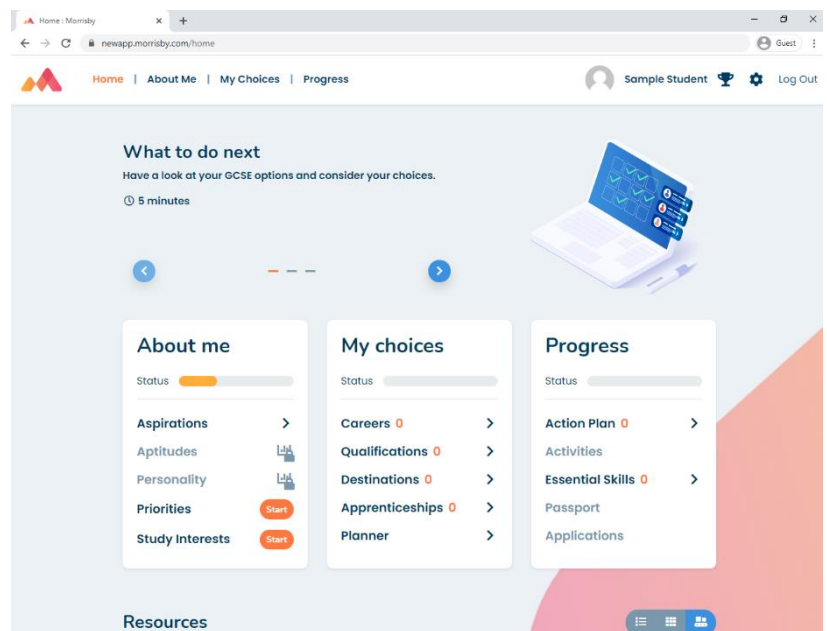




## Using Morrisby Careers

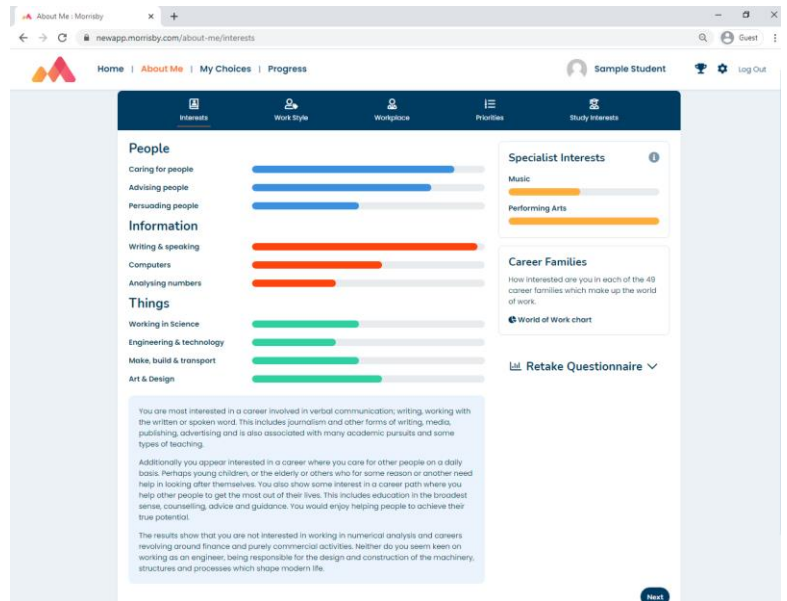
### Step 1

- This is your homepage
- From here you can take / access the results of your quizzes. There are more quizzes to take such as priorities and study interests. This will help you to build up your 'About me' section
- You will begin to explore your choices and add them to your planner
- You will be able to monitor your progress and create goals
- On your homepage you will have access to careers resources such as UCAS and Prospects
- You can allow parental access to your account
- You can click on the link at the bottom to speak to a Morrisby Careers Adviser

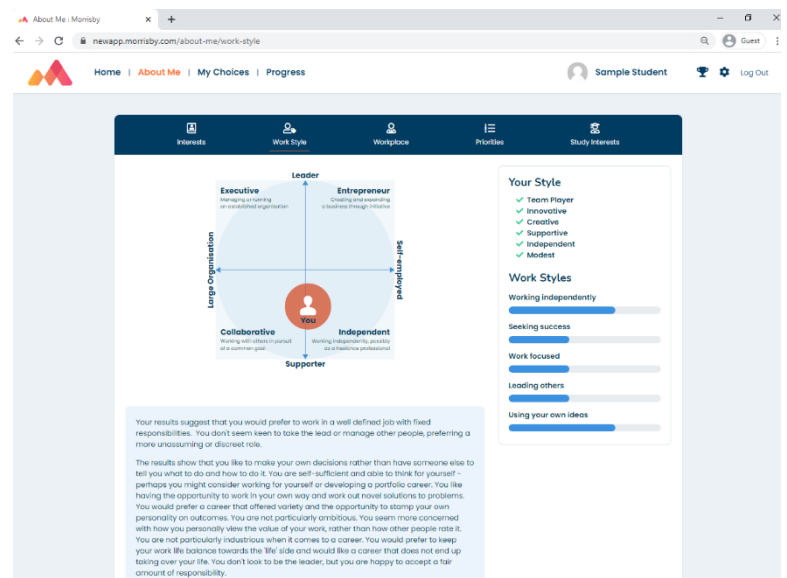


## Step 2: About Me

- You can see the results of your aspirations, priorities and study interests quizzes in the about me section.
- This will help you to learn about what kind of person you are and what kind of career may be suitable for you

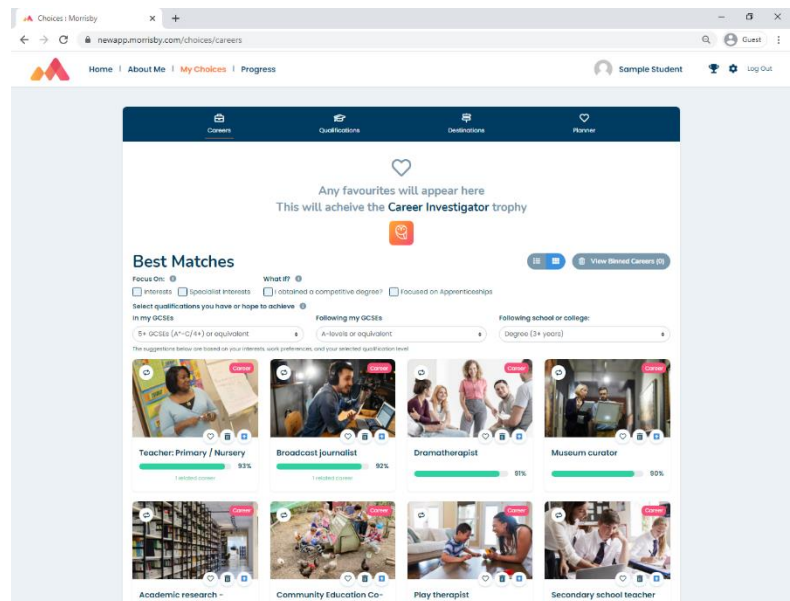


- Areas include your interests, your work style, workplace, priorities and study interests
- Once you have explored these sections you can move on to start thinking about your career choices



## Step 3: My Choices

- Here you can start exploring jobs and careers. Morrisby will make recommendations based on your 'About Me' section or you can search for any career you want to learn more about
- You can select what you expect to get in your GCSEs and what you expect to do following school or college to tailor your results and show appropriate choices
- You can bin or favourite jobs and careers. Favourite jobs will be added to your planner
- Clicking on a career will go into more detail such as salary, qualifications needed, routes into the industry, related careers and resources specific to the job
- On the qualifications page you can explore subject options at 14+ and 16+
- Each subject will be given a rating based on how well suited Morrisby thinks you might be to that subject
- You can select here whether or not you plan to take that subject. This will add it to your planner
- Hovering over a subject will tell you more about it

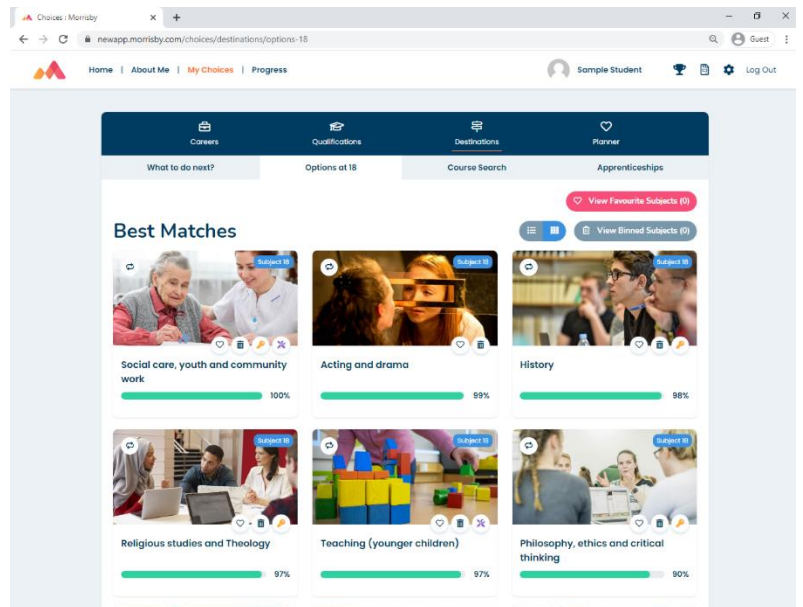


The screenshot shows the 'Options at 14' page on the Morrisby website. It displays a table of subject options for GCSEs. The table has columns for Title, Rating, Plan to take, and Expected grade. The subjects listed are: English Language, English Literature, Mathematics, Biology, Chemistry, Physics, Religious Studies, History, Food Preparation and Nutrition, Modern Foreign Lang: (French/German/Spanish/etc.), Other Modern Languages, Art and Design, Physical Education, Geography, and Music. Each subject has a green progress bar indicating the rating, a green checkmark indicating the plan to take, and a green question mark indicating the expected grade.

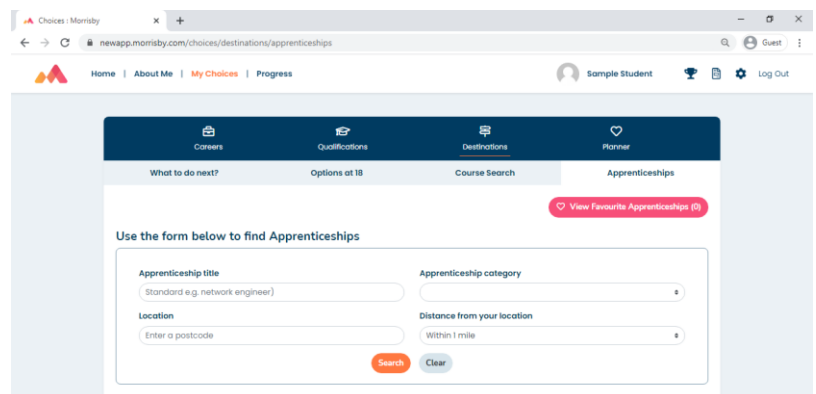
Title	Rating	Plan to take	Expected grade
English Language	Key Area	✓ ? ✗	A*-A 9-7
English Literature	Key Area	✓ ? ✗	B-C 6-4
Mathematics	Key Area	✓ ? ✗	D-G 3-1
Biology	Key Area	✓ ? ✗	A*-A 9-7
Chemistry	Key Area	✓ ? ✗	B-C 6-4
Physics	Key Area	✓ ? ✗	D-G 3-1
Religious Studies		✓ ? ✗	
History		✓ ? ✗	
Food Preparation and Nutrition		✓ ? ✗	
Modern Foreign Lang: (French/German/Spanish/etc.)		✓ ? ✗	
Other Modern Languages		✓ ? ✗	
Art and Design		✓ ? ✗	
Physical Education		✓ ? ✗	
Geography		✓ ? ✗	
Music		✓ ? ✗	

## Step 4: Destinations and Planner

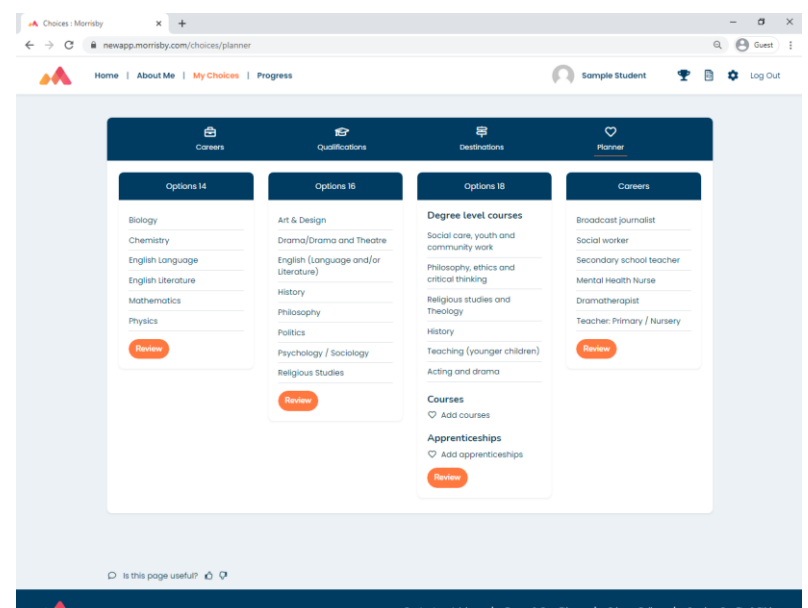
- Here you can explore your options at 18+. You can browse university courses and apprenticeships
- Morrisby will tell you your best matches or you can use the course search
- Clicking on a course will tell you more about destinations, entry requirements, study topics and related subjects. There are helpful subject specific resources and links



- You can search for apprenticeships by name, category or location

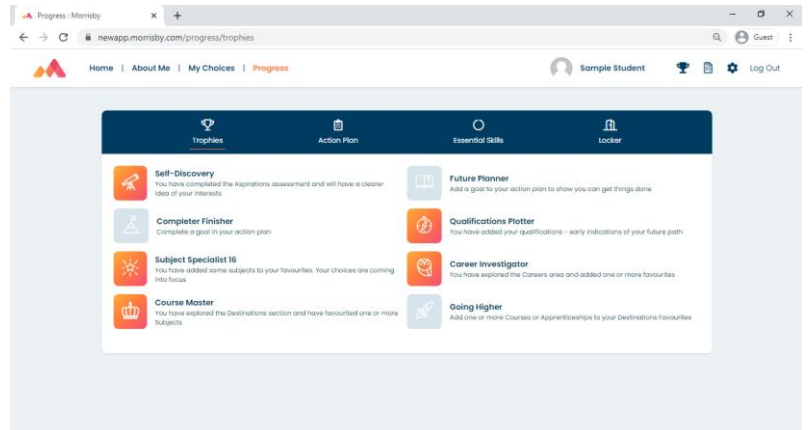


- You can review and build up your planner as you go along by adding and removing your favourite subject and career choices

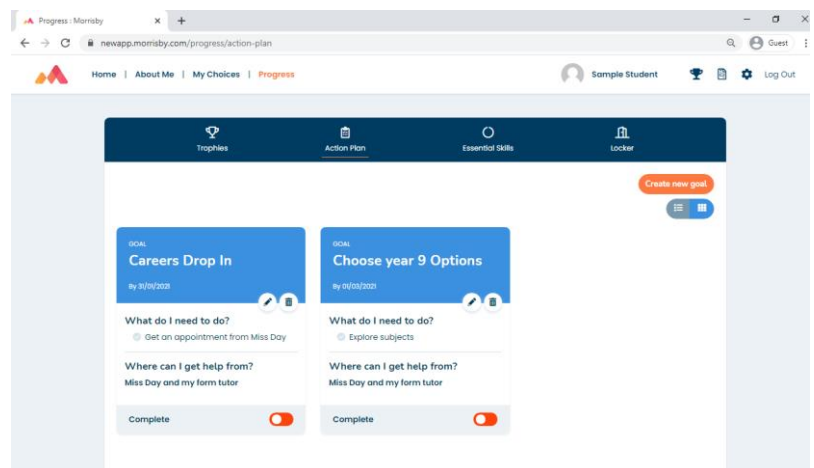


## Step 5: Progress

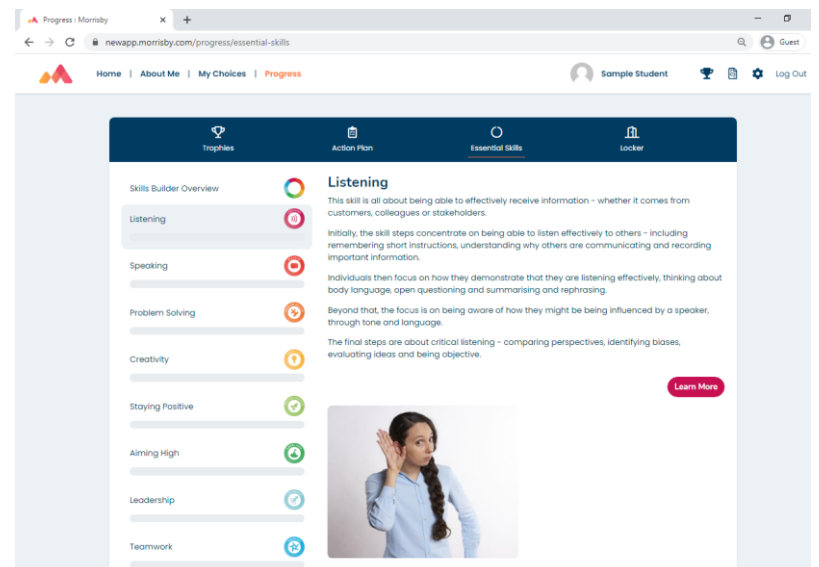
- As you navigate Morrisby careers you will earn trophies for each section you complete



- You can set yourself goals and add them to your action plan



- Use Skills Builder to build on your essential skills such as listening, speaking and problem solving



- Use your locker to download your report, add notes and upload files such as your personal statement

