



# YEAR 10 EXAMS

A guide to revision, rules and being ready!



# CONTENTS

Introduction and tips - pages 3-5

Rules and regulations - pages 6-7

Year 10 Mock Exams- pages 8-9

Subject proformas - pages 10-31

Revision timetable templates - pages 32-35



# Year 10 Exams

For most students, the Year 10 mock exam series will be the first experience of sitting a number of important assessments, in examination conditions and in quick succession. The purpose of these exams is to give you experience of what exams will be like in year 11 and to practice exam skills and techniques. The outcomes will give you a good idea of how you are progressing in each subject and help you to highlight the areas where you can improve.

There are a number of things you can do to make sure you feel prepared and able to do your best.

1. Start early with your revision, do little and often. Don't leave everything until the night before the exam.



2. Build a team and get help from others. These people can be teachers, friends, parents, older siblings or even grandparents!



3. Have a plan. Break down what you need to do into bite-size chunks.



4. Make time and space to study. Avoid distractions. Organise your notes.



5. Keep going with co-curricular activities and out of school clubs and activities - work your study around them, the down-time is really important for your wellbeing.



# Year 10 Exams

For most students, the Year 10 mock exam series will be the first experience of sitting a number of important assessments, in examination conditions and in quick succession. The purpose of these exams is to give you experience of what exams will be like in year 11 and to practice exam skills and techniques. The outcomes will give you a good idea of how you are progressing in each subject and help you to highlight the areas where you can improve.

There are a number of things you can do to make sure you feel prepared and able to do your best.

1. Start early with your revision, do little and often. Don't leave everything until the night before the exam.



2. Build a team and get help from others. These people can be teachers, friends, parents, older siblings or even grandparents!



3. Have a plan. Break down what you need to do into bite-size chunks.



4. Make time and space to study. Avoid distractions. Organise your notes.



5. Keep going with co-curricular activities and out of school clubs and activities - work your study around them, the down-time is really important for your wellbeing.



# Year 10 Exams

There is lots of great advice for revision and wellbeing support on the BBC revision webpage here:

[www.bbc.co.uk/bitesize/collections/exams-and-revision](http://www.bbc.co.uk/bitesize/collections/exams-and-revision)

Teachers have produced this booklet to help you prepare effectively for the upcoming exams. Each subject has set out the topics for revision and resources you can use to prepare for the exam. Teachers will also set structured revision activities as part of your homework.

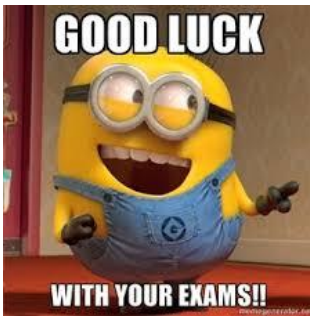
You can access your personalised exam timetable on EduLink and this will tell you where the exam will take place and your seat number. It is important you sit in the correct seat. A summary of the rules and regulations everyone has to follow in exams is included in this booklet.

It is reasonable to expect that in the build up to year 10 exams that you will do 1 – 2 hours of additional study per week in preparation for each of the subjects you are taking. Spread this out across the week using a revision plan to make the most of the time you have to prepare. Avoid long periods of revision – 20 minute bursts of revision on each topic are known to be more effective than trying to do 2 hours of revision, with no breaks.




It is normal to feel nervous about these exams and you may notice feeling new emotions or being more tired than normal. If you become concerned that you are experiencing excessive exam related stress it is very important to tell someone about how you are feeling so that you can be supported. There is further advice here:

[www.bbc.co.uk/bitesize/articles/z3x6m39](http://www.bbc.co.uk/bitesize/articles/z3x6m39)

Good Luck! Results day is **Wednesday 22nd May 2024.**



## If you abide by the following rules & regulations the exam season will run smoothly and successfully - help us - to help you!

|   |   |   |  |
|---|---|---|--|
| <p><b>1</b></p>  <p>You <b>MUST</b> be on time for ALL of your exams – read your timetable carefully.</p> <p>Set your alarm clock.</p> <p>Exams cannot be taken at a different time or day.</p>   | <p><b>2</b></p> <p>If you are running late for any reason you need to get in touch with the school admin/exams office immediately.</p>  <p><b>Please stress to the receptionist - it is urgent regarding exams.</b></p>  | <p><b>3</b></p> <p>Summer 2024 external exams:<br/>Morning sessions begin at <b>9am</b><br/>Afternoon sessions begin at <b>1.15pm</b>.</p> <p>Exam times will be on your individual exam timetable<br/>You should try to <b>arrive at least 15 minutes</b> in advance of the start time.</p> <p>You will be called into the exam venue when we are ready and you will then find your seat. This will have been printed on your individual Timetable, BUT please also check the seating plan outside the main venue to double check as changes are sometimes made.</p> <p><b>You <u>MUST</u> have your exam ID card and display it clearly on the top of your exam desk.</b></p> | <p><b>4</b></p> <p><b>Possession of a Mobile phone or any electronic device</b> that can connect to the internet or has a data storage device is strictly forbidden and not allowed inside the exam hall <b>even if it is switched off</b> – <b>No watches are allowed into the exam room</b></p> <p>If you break this rule then it will result in disqualification - not just from one exam – <b>but possibly from all of them.</b></p> <p>You must not become involved in any unfair or dishonest practice in any part of the examination.</p>  |
| <p><b>5</b></p> <p>Before the exam we will collect your mobile phone if you have one. Any smart watches should also be handed in, 'normal' watches should be removed and placed on your desk.</p> <p>Remember you are not allowed to bring any papers or books into the exam with you – for English literature exams if necessary the texts will be provided for you.</p> <p>You will be asked to check your pockets for unauthorised items e.g. notes or a timetable.</p> <p>Possession of unauthorised objects is breaking the rules – even if you have no intention of using them.</p> <p>Calculators, if they are allowed –you must check for stored data in the memory before the exam.<br/><b>NO calculator lids are allowed.</b></p>  | <p><b>6</b></p> <p>You are allowed <b>WATER only</b>, in a clear plastic bottle into the exam room – the label <b>must</b> be removed. Anything other than water in a clear bottle will be removed by the Invigilator.</p>  <p><b>NO food is allowed in the examination room.</b></p> | <p><b>7</b></p> <p>Your pencil case should be clear plastic. Remember to use black pens. You must bring full equipment. <b>NO</b> correcting pens, highlighters or gel pens can be used in your answers (you may highlight questions).</p>  <p>You must not borrow anything from another candidate during an exam.</p>   |  |

8

Once you enter the exam room you should not talk to anyone else – you are now under **strict examination conditions**.

You **MUST** not turn around but face the front of the room and **listen** carefully to the invigilator.



You need to understand that cheating, or any form of malpractice, will not be tolerated.

You risk the exam you are sitting plus any others you have sat being marked as zero. We and Exam boards operate under very strict guidelines.

10

If you use a **WORD PROCESSOR** in exams make sure you log on using your **exam user ID and password**

- Save immediately – date, name, exam information.
- Also put your candidate number, centre number, your name, exam name and codes at the top of the word processor document **and** on the examination paper (if using this as well) .
- Remember to use double line spacing and 12 pt font

**SAVE REGULARLY.** The school is not responsible if you do not save your work and lose it – you will **NOT** be given the exam time again. Follow the instructions at the end of the exam carefully regarding printing.



12

**EMERGENCIES** – remain seated and silent and follow the instructions given by the invigilators.

If you need to evacuate the exam room, the invigilators will escort you to your designated register area on the tennis courts. You **MUST** remain silent.

When instructed you will re-enter the exam room in silence and be told when to restart. The time of the disruption will be added on to the exam time and if a GCSE exam, special consideration will be applied for from the exam board.

9

If you have a question before or during the exam – raise your hand. An invigilator will come to you



Do not talk or try to communicate to anyone other than an invigilator once an exam has started. If you have a query / need extra answer booklets, tracing paper, a tissue, the toilet... the invigilator will try to help you.

11

Make sure you have the correct paper in front of you – if not raise your hand immediately and ask the invigilator to check.

Read the front of the paper carefully and follow the instructions.

Cross through work you do not want marked.

Remain at your desk in silence once the exam is over, you will be told to leave row by row.

Some students may still be taking an exam – **Please remain quiet** and respect them, even when you are outside the exam room.

Do not talk until you are completely away from the exam room.

Do not remove anything from the exam room other than those items you brought in.

13

**FINALLY** – If you have any questions about mocks or exams, speak to someone!

- Speak to your family
- Speak to your Form Tutor
- Speak to Key Stage 4 Hub
- Speak to me! Miss Moore in the Exams Office or email [exams@lutterworthhigh.co.uk](mailto:exams@lutterworthhigh.co.uk)



# GOOD LUCK

## Y10 Mock Exams 2024

|       | Monday 15 <sup>th</sup> April | Tuesday 16 <sup>th</sup> April                             | Wednesday 17 <sup>th</sup> April               | Thursday 18 <sup>th</sup> April           | Friday 19 <sup>th</sup> April |
|-------|-------------------------------|--|--|---|-------------------------------|
| P1-2  | Year 11 only<br>GCSE ART EXAM | Year 11 only<br>GCSE ART EXAM<br>WTM<br>English Literature | Year 11 only<br>GCSE ART EXAM<br>WTM Geography | Year 11 only<br>Geography pre-release day | Year 11 only<br>GCSE ART EXAM |
| Break |                               |  |  |   |                               |
| P3-4  |                               |  |  |   | WTM<br>Maths                  |
| Lunch |                               |  |  |   |                               |
| P5-6  |                               | WTM Science<br>Biology<br>Chemistry<br>Physics             | WTM<br>History                                 |   |                               |

## Y10 Mock Exams 2024

|       | Monday 22 <sup>nd</sup> April                               | Tuesday 23 <sup>rd</sup> April                           | Wednesday 24 <sup>th</sup> April   | Thursday 25 <sup>th</sup> April                          | Friday 26 <sup>th</sup> April         |
|-------|---|--|------------------------------------|--|---------------------------------------|
| P1-3  | English Literature<br>Macbeth<br>Jekyll and Hyde<br>1hr 45m | Science –<br>Combined Biology 1hr 15m<br>Biology 1hr 45m | Maths<br>1hr 30m                   | Science –<br>Combined Physics 1hr 15m<br>Physics 1hr 45m | History<br>2hr                        |
| Break | Periods 1,2,3 then break                                    |  |                                    |  |                                       |
| P4    |   |  |                                    |  |                                       |
| Lunch |   |  |                                    |  |                                       |
| P5-6  | Geography 1<br>1hr 30m                                      | Statistics<br>PE<br>Music - Listening<br>1hr             | Dance<br>1hr30m<br>Drama<br>1hr45m | Comp Science<br>1h 30m                                   | Food<br>1hr<br>Design Tech<br>1hr 30m |



## Y10 Mock Exams 2024

|                         | Monday 29 <sup>th</sup> April                                     | Tuesday 30 <sup>th</sup> April                  | Wednesday 1 <sup>st</sup> May   | Thursday 2 <sup>nd</sup> May  | Friday 3 <sup>rd</sup> May                |
|-------------------------|---|---|---|---|---|
| P1 –3                   | Science –<br>Combined Chemistry<br>1hr15m<br>Chemistry<br>1hr 45m | Business<br>1hr 45m<br>RE<br>1hr 45m            | ART (All day – Group 1)<br><br>French<br>Listening<br>45m<br>Reading<br>45m (F) 1hr (H) | ART (All day – Group 2)<br><br>Creative Media NEA (All day –<br>Group 1)<br><br>Spanish<br>Listening<br>45m<br>Reading<br>45m (F) 1hr (H) | Creative Media NEA (All day –<br>Group 2) |
| Break                   | Periods 1,2,3 then break  |   |   |   |   |
| P4                      |   |   |   |   |   |
| Lunch                   | Normal lunch  |   |   |   |   |
| P5-6<br>1:30pm<br>start | French/Spanish<br>Writing<br>1 hr(F) 1hr 15m (H)                  | English Literature<br>An Inspector Calls<br>50m | CATCH UP  | CATCH UP  |   |

# GCSE Art and Design Year 10 Mock 2024

## Year 10 Mock Exam

Wednesday 1st May 10F Ms Evans

Thursday 2<sup>nd</sup> May 10A Mrs Hornbuckle

Prep for Year 11 portfolio project; AO1 and AO3

### Independent study to prepare *before* the exam. 2 weeks preparation time.

- Choose from three titles; Identity, Fragments, In the news.
- Create a visual mind map based on your title
- Investigate 1,2 or 3 Artist/designer styles to inspire you.
- Printed material to use in your exam.

### During the exam day you will...

- Session 1, P1 and 2; written analysis of your chosen Artist. Proof read and typed.
- Session 2, P3 and 4; Create a Pastiche or copy based on your chosen artist.
- Session 3, P4 and 5; finishing your Pastiche Or Higher grade task.

## Useful resources for inspiration

<https://theartyteacher.com/artists-themes/>

<https://www.npg.org.uk/schools-hub/>

<https://www.tate.org.uk/art/art-theme>

Google classroom – there are example mind maps for all 3 themes.

## Extra support

Monday, Tuesday and Thursday 3-4.30 - after school Art.

for one to one support, use our space and materials, work with your peers.

# GCSE Business Year 10 Mock 2024

## Year 10 Mock Exam

Tuesday 30<sup>th</sup> April 2024 AM Duration – 1hr 45mins

Paper 1 – Influences of operations and HRM on business activity

| Paper 1 – Business topics are...   | Blue CGP Revision guide page reference                          |
|--|---|
| <p>3.1 – Business in the Real World – full unit</p> <ul style="list-style-type: none"><li>• The purpose and nature of businesses</li><li>• Business ownership</li><li>• Setting business aims and objectives</li><li>• Stakeholders</li><li>• Business location</li><li>• Business planning</li><li>• Expanding a business</li></ul> | <ul style="list-style-type: none"><li>• Page 2 to 18</li></ul>  |
| <p>3.3 – Operations – 3.3.1 Production Processes</p> <ul style="list-style-type: none"><li>• Job and flow production</li><li>• Efficiency in production (lean and JIT)</li><li>• Quality</li><li>• Customer Service</li></ul>  | <ul style="list-style-type: none"><li>• Page 34 to 39</li></ul> |
| <p>3.4 – Human Resources – full unit</p> <ul style="list-style-type: none"><li>• Organisational structures</li><li>• Recruitment and selection of employees</li><li>• Motivating employees</li><li>• Training</li></ul>  | <ul style="list-style-type: none"><li>• Page 42 to 52</li></ul> |

## Extra Support & Revision available

[www.bbc.co.uk/bitesize](http://www.bbc.co.uk/bitesize)

[www.senecalearning.com](http://www.senecalearning.com)

[www.tutor2u.net/business](http://www.tutor2u.net/business)

## Revision Guides

AQA GCSE (9-1) Business, Third Edition by Malcolm Surridge - 139835631X

Business AQA Revision Guide - for the Grade 9-1 Course CGP – 1782946896

GCSE AQA Business Exam Practice Workbook – for the Grade 9-1 course CGP - 1782946922

# GCSE Computer Science Year 10 Mock 2024

## Year 10 Mock Exam

Thursday 25<sup>th</sup> April 2024 PM Duration - 90mins

Combination of Paper 1 - Computer Systems & Paper 2 - Computational thinking, algorithms and programming

### Paper 1 - Computer Systems topics are...

- 1.2 (a) Storage
  - Types of storage (Optical, Magnetic, Solid State)
  - Characteristics (Capacity, speed, portability, durability, reliability, cost)
- 1.2 (b) Memory
  - RAM and ROM
  - Virtual memory
- 1.2 (c) Data representation
  - Units (Bit, Nibble, Byte, Kilobyte, Megabyte, Gigabyte, Terabyte, Petabyte)
  - Binary calculations - Denary to binary and vice versa, Adding binary integers / Binary shifts, denary to hexadecimal and vice versa
  - Character sets
  - How images/sound are represented in binary
  - Compression (Lossy and lossless)
- 1.4 Network security
  - Forms of attack / Common prevention methods
- 1.5 System software
  - Operating systems (user interface, memory/peripheral/user/file management)
  - Utility software (Encryption, Defragmentation, compression etc.)
- 1.6 Ethical, legal, cultural and environmental impacts of digital technology
  - Ethical, legal, cultural, environmental, privacy issues
  - Legislation – The Data Protection Act, Computer Misuse Act, Copyright, Designs and Patents Act, Software licences (open source and proprietary)

### Paper 2 - Computational thinking, algorithms and programming topics are...

- 2.1 Algorithms
  - Abstraction, Decomposition, Algorithmic Thinking
  - Pseudocode, flowcharts, high level programming language
  - Trace tables / Identifying errors
  - Searching and sorting algorithms
- 2.2 Programming fundamentals
  - Sequence, selection iteration
  - Data types
  - Use of variables and constants
- 2.4 Boolean logic
  - AND OR NOT logic gates/notation
  - Truth tables

### Extra Support & Revision available

Google Classroom

Classroom folders

[www.bbc.co.uk/bitesize](http://www.bbc.co.uk/bitesize)

[www.senecalearning.com](http://www.senecalearning.com)

### Revision Guides

OCR GCSE Computer Science, Second Edition by George Rouse - 1510484167

GCSE Computer Science OCR Revision Guide CGP - 178908556X

GCSE OCR Computer Science J277 Course textbook by PG Online - 1910523216

# Cambridge Nationals in Creative iMedia Year 10 2024

## Year 10 Coursework

Students have no Mock as they are currently completing R096  
(Animation with audio) coursework (worth 35%) in class

### Catchup sessions

Most lunchtimes in Room 13.

Discuss with Mr Patel to arrange catchup sessions as required if unsure.

# GCSE Dance Year 10 Mock 2024

## Year 10 Mock Exam

Wednesday 24<sup>th</sup> April-PM- Duration – 1 hour 30 mins

Written Exam

### Exam Preparation

- **Section A – Knowledge and understanding of choreographic processes and performing skills (30 marks)**
  - Physical, Expressive, Technical and Mental Skills
  - Choreographic intentions and devices.
  - Key vocabulary.
- **Section B – Critical appreciation of own work (18 marks)**
  - 6 Mark questions
  - Reflection upon own work, in relation to skills being used.
- **Section C – Critical appreciation of professional works (32 marks)**
  - 12 mark questions
  - Features of Production for 6 anthologies.

### Useful resources

Video links and revision resources on Google Classroom.

### Extra support

Studio is open for revision session on Tuesdays after school starting from 12<sup>th</sup> March.

# GCSE Design Technology Year 10 Mock 2024

## Year 10 Mock Exam

Friday 26<sup>th</sup> April 2024 Duration - 90mins

Section A – Core Principles (20 marks), B -Specialist Principles (30 marks), & C – Designing & Making Principles (50 Marks)

| Section A Core Principles topics are...   | Blue CGP Revision guide page reference  |
|---|---|
| <ul style="list-style-type: none"> <li>• new and emerging technologies</li> <li>• energy generation and storage</li> <li>• developments in new materials</li> <li>• systems approach to designing</li> <li>• mechanical devices</li> <li>• materials and their working properties.</li> </ul>   | <p>Section one &amp; Two of the GCSE AQA DT Revision &amp; Practice Book. Pg 2-17 &amp; Pg 18-42</p> <p>Answer booklets to complete / Past paper</p> <p>Assignment set on Seneca Learning</p> <p>YouTube Links via Google Classroom</p>     |
| Section B Specialist Principles topics are...   |   |
| <ul style="list-style-type: none"> <li>• selection of materials or components</li> <li>• forces and stresses</li> <li>• ecological and social footprint</li> <li>• sources and origins</li> <li>• using and working with materials</li> <li>• stock forms, types and sizes</li> <li>• scales of production</li> <li>• specialist techniques and processes</li> <li>• surface treatments and finishes</li> </ul>   | <p>Section Three &amp; Five of the GCSE AQA DT Revision &amp; Practice Book. Pg 43-61 &amp; Pg 75-95</p> <p>Answer booklets to complete / Past paper</p> <p>Assignment set on Seneca Learning</p> <p>YouTube Links via Google Classroom</p> |
| Section C Designing & Making Principles topics are...   |   |
| <ul style="list-style-type: none"> <li>• investigation, primary and secondary data</li> <li>• environmental, social and economic challenge</li> <li>• the work of others – Dyson &amp; Marcel Breuer</li> <li>• design strategies</li> <li>• communication of design ideas</li> <li>• prototype development</li> <li>• selection of materials and components</li> <li>• tolerances</li> <li>• material management</li> <li>• specialist tools and equipment</li> <li>• specialist techniques and processes</li> </ul> | <p>Section Eight of the GCSE AQA DT Revision &amp; Practice Book. Pg 123-155</p> <p>Answer booklets to complete / Past paper</p> <p>Assignment set on Seneca Learning</p> <p>YouTube Links via Google Classroom</p>                         |

### Extra Support & Revision available

[www.technologystudent.com](http://www.technologystudent.com) [www.bbc.co.uk/bitesize](http://www.bbc.co.uk/bitesize) [www.senecalearning.com](http://www.senecalearning.com)

### Revision Guides

AQA GCSE (9-1) Design & Technology 8552 by M J Ross

New Grade 9-1 GCSE Design & Technology AQA Complete Revision Guide & Practice by CGP Books **(Issued in DT lesson)**

# GCSE Drama Year 10 Mock 2024

## Year 10 Mock Exam

Wednesday 24<sup>th</sup> April – 1 hour 45 mins - Written Exam (Component 1 – Understanding Drama)

You will be completing the full paper (Please note those with extra time may run beyond 3pm).

### SECTION A – Theatre roles and terminology

***Multiple choice questions – make sure these are written on your response paper.***

You will need to revise:

- Names of theatre roles and their responsibilities
- Name of different stage configurations
- Stage position terminology

### SECTION B – Set play (The Crucible)

***You will get a blank copy of the play in the exam to refer back to. Answer questions 5.1, 5.2, 5.3 and 5.4. Do not answer any other question nor on any other play.***

You will need to revise:

- The plot and order of events (re-visit the text)
- The characters and how they are presented in the text
- Context – 17<sup>th</sup> Century Puritan community
- Design ideas for each character's costume and setting for each act (Remember your 5 Cs)
- Your performance skills bank e.g. vocal skills, physical skills, spatial and interaction
- The structure for each question's response (ensure you hit the mark scheme)

### SECTION C – Live Theatre Review (Frankenstein)

***Only answer the first question of this section, it needs to be focused on the actor's performance. Do not answer design questions. Ensure to use Frankenstein as your play as we have studied this in detail.***

You will need to revise:

- The play – you are allowed to write about any moment and the full play can be accessed on Google classroom
- Your detailed notes on the three main scenes we have studied in class (DeLacey scene, Frankenstein scene and Elizabeth scene)
- Evaluative vocabulary in order to review
- Structure of your response

## Extra support

Your exercise books, CGP Revision guide (The Crucible), BBC Bitesize, YouTube tutorials (links to follow)



# Cambridge Nationals in Enterprise & Marketing Year 10 2024

## Year 10 Coursework

Students have no Mock as they are currently completing R068 (Design a business proposal) coursework (worth 30%) in class

### Catchup sessions

Discuss with teacher to arrange catchup sessions as required

# GCSE English Literature Year 10 Mock 2024

## Year 10 Mock Exam

You will be completing a GCSE English Literature paper 1 and the *An Inspector Calls* question from Literature paper 2.

You will answer ONE question on EACH of the following texts:

### MACBETH

Make sure you have revised the following:

- Tragic Hero and how Macbeth falls.
- Characters – especially Macbeth, Lady Macbeth, The Witches and Banquo.
- Themes – betrayal, false appearances, succession, violence.
- Context – the Witches, James I, succession, Gunpowder Plot.
- Revise key images in the play – weapons, how Macbeth kills and how these change, references to birds.
- Learn key quotations that link to themes and characters.
- Re-read the play – so many marks are lost each year because of poor understanding of details in the play. When you re-read, do so with a pen in your hand. Make notes of characters, events, quotations, ideas as you read through. Perhaps divide it all into acts. Don't try to read it all in one go.

### Jekyll and Hyde

Make sure you have revised the following:

- Duality and how man is not truly one but two.
- The characters, their actions, the reasons for their actions
- The plot, the order of events.
- What Stevenson seems to be saying about human nature, good and evil, what it is to be human.
- Context – the Victorian gentleman, new science, repression, having a secret life, the power of reputation.
- Revise key images in the play –doors, keys, colour, fog, walking stick, animalistic behaviour.
- Learn key quotations that link to themes and characters.
- Re-read the novel – so many marks are lost each year because of poor understanding of details in the novel. When you re-read, do so with a pen in your hand. Make notes of characters, events, quotations, ideas as you read through. Perhaps divide it all into acts. Don't try to read it all in one go.

### An Inspector Calls

Make sure you have revised the following:

- All the characters and what they do to Eva Smith
- A range of quotations, linked to characters and themes
- Key themes and messages from the play – what is Priestley trying to achieve in the play?
- Key dramatic devices and how Priestley used them – alcohol, the phone, the engagement ring.
- Important contextual information – political viewpoints, wider world issues in 1912 and 1946.

**Extra Support & Revision available**

[www.bbc.co.uk/bitesize](http://www.bbc.co.uk/bitesize)

Your exercise books! CGP also do very good text guides for these texts.

# GCSE Food & Nutrition Year 10 Mock 2024

## Year 10 Mock Exam

Friday 26<sup>th</sup> April 2024 (PM) Duration – 60 minutes

This is a shortened examination to reflect that we have not completed studies for all topics yet. The year 11 exam will be 1 hour 45minutes long.

|   |  |
|---|--|
| <b>Section A</b> Multiple choice questions are from any topic.<br>The topics in this exam are:  | Collins AQA Revision guide page reference  |
| <ul style="list-style-type: none"><li>• Food, Nutrition and Health</li><li>• Food Science</li><li>• Food Safety (half unit)</li><li>• Food Choice (half unit)</li><li>• Food Provenance</li></ul>                                   | Please use active revision techniques to work through the following: <ul style="list-style-type: none"><li>• Page 20 - 30</li><li>• Page 40 - 48</li><li>• Page 64 - 66</li><li>• Page 76 - 78</li><li>• Page 96 – 97 &amp; 101</li></ul> Please complete the practice multiple choice questions Page 180 - 185  |
| <b>Section B</b> Longer answer question topics are...   |  |
| <ul style="list-style-type: none"><li>• Food, Nutrition and Health</li><li>• Food Science</li><li>• Food Safety (half unit)</li><li>• Food Choice (half unit)</li><li>• Food Provenance</li><li>• Food Preparation Skills</li></ul> | Making revision notes (as above) is important to ensure you have the required knowledge to answer the longer questions.<br><br>Please complete practice questions on the following pages of the revision guide: <ul style="list-style-type: none"><li>• Page 16 – 19</li><li>• Page 36 - 39</li><li>• Page 54 -57</li><li>• Page 74 -75</li><li>• Page 90</li><li>• Page 108 and 110</li></ul> |

## Extra Support & Revision available

[www.foodfactoflife.co.uk](http://www.foodfactoflife.co.uk)

[www.bbc.co.uk/bitesize](http://www.bbc.co.uk/bitesize)

[www.senecalearning.com](http://www.senecalearning.com)

## Revision Guides

AQA GCSE (9-1) Food Preparation & Nutrition, Collins (Provided by the school)

New Grade 9-1 GCSE Food Preparation and Nutrition AQA Revision Guide by CGP Books

# GCSE French Year 10 Mock 2024

## Year 10 French Mock Exams

Dates: Monday 29<sup>th</sup> April (p5-6) – Writing Mock Exam

Wednesday 1<sup>st</sup> May (p1-3) - Listening & Reading Mock Exams

|   |  |
|---|--|
| <b>Paper 1- Listening (in class) – there will be a higher tier and a foundation tier paper</b>  |  |
| <ul style="list-style-type: none"> <li>Section A- Questions and answers in English</li> <li>Section B- Questions and answers in French</li> </ul>   | <p>All assessed content will be from AQA past paper and will content from Theme 1, 2 and 3.</p> <p>Your teacher will provide you with a list of vocabulary on topics you have not covered yet so you can revise in advance.</p>  |
| <b>Paper 3 – Reading (in exam conditions) - there will be a higher tier and a foundation tier paper</b>   |  |
| <ul style="list-style-type: none"> <li>Section A- Questions and answers in English</li> <li>Section B- Questions and answers in French</li> <li>Section C- Translation (French to English paragraph)</li> </ul>       | <p>All assessed content will be from AQA past paper and will content from Theme 1, 2 and 3.</p> <p>Your teacher will provide you with a list of vocabulary on topics you have not covered yet so you can revise in advance.</p>  |
| <b>Paper 4- Writing (in exam conditions)</b>  |  |
| <b>Writing Foundation</b> <ul style="list-style-type: none"> <li>Q.1- Photo-card</li> <li>Q.2- 40-word paragraph</li> <li>Q.3- Translation (English to French sentences)</li> <li>Q.4- 90-word composition</li> </ul> | <p><b>All assessed content from Theme 1 (Sub-topic 1) and Theme 3 (Sub-topic 2)</b></p> <ul style="list-style-type: none"> <li>-Self, family, friends</li> <li>-Relationships</li> <li>-Future family/ personal plans</li> <li>- School &amp; studies</li> <li>-Future career plans</li> </ul> |
| <b>Writing Higher</b> <ul style="list-style-type: none"> <li>Q.1- 90-word composition</li> <li>Q.2- 150-word composition</li> <li>Q.3 - Translation (English to French paragraph)</li> </ul>                          | <p><b>All assessed content from Theme 1 (Sub-topic 1) and Theme 3 (Sub-topic 2)</b></p> <ul style="list-style-type: none"> <li>-Self, family, friends</li> <li>-Relationships</li> <li>-Future family/ personal plans</li> <li>- School &amp; studies</li> <li>-Future career plans</li> </ul> |

## Revision

Vocabulary lists in exercise book

FAR writing tasks

# GCSE Geography Year 10 Mock 2024


Paper 1 – Monday 22<sup>nd</sup> April 2024 PM (1 hour 30m)

| Paper 1 Topics (Living with the Physical Environment)   | Revision sources  |
|---|---|
| The Living World (Section B) <ul style="list-style-type: none"> <li>Ecosystems</li> <li>Tropical rainforests                             <ul style="list-style-type: none"> <li>Malaysia case study</li> <li>Management of deforestation (selective logging)</li> </ul> </li> </ul>   | <b>Oxford University Press: AQA GCSE Geography</b><br>Page 44-57<br><br><a href="#">The Living World - Internet Geography</a>   |
| Physical Landscapes in the UK (Section C) <ul style="list-style-type: none"> <li>UK physical landscapes</li> <li>Coastal landscapes in the UK                             <ul style="list-style-type: none"> <li>Lyme Regis/Jurassic Coast example</li> </ul> </li> <li>River landscapes in the UK                             <ul style="list-style-type: none"> <li>Management strategies (Oxford)</li> <li>River Tees example</li> </ul> </li> </ul>         | <b>Time for Geography</b><br><i>timeforgeography.co.uk</i><br>Videos on rivers and coastal processes and landforms.<br><br><b>Oxford University Press: AQA GCSE Geography</b><br>Page 84-115<br><br><a href="#">Physical Landscapes in the UK - Internet Geography</a>  |
| Paper 2 Topics (Challenges in the Human Environment)  | Revision sources  |
| Urban Issues and Challenges (Section A) <ul style="list-style-type: none"> <li>Urban change in UK cities                             <ul style="list-style-type: none"> <li>Leicester case study</li> <li>Jubilee Square/Great Central St regeneration</li> </ul> </li> <li>Urban sustainability                             <ul style="list-style-type: none"> <li>Frieburg</li> </ul> </li> </ul>   | <b>Leicester booklet</b><br><b>Leicester City Council</b><br><i>bit.ly/3J3ThPR</i><br>City mayor's completed projects such as London Road and Jubilee Square<br><br><b>Oxford University Press: AQA GCSE Geography</b><br>Page 138-153 (Leicester <u>not</u> Bristol)<br><br><a href="#">Sustainable Urban Living - Freiburg - Internet Geography</a> |
| The Changing Economic World (Section B part) <ul style="list-style-type: none"> <li>Global variations in development and quality of life</li> <li>Strategies for closing the development gap                             <ul style="list-style-type: none"> <li>Tourism in Jamaica</li> </ul> </li> <li>Rapid economic development in a LIC or NEE                             <ul style="list-style-type: none"> <li>Nigeria case study</li> </ul> </li> </ul> | <b>Oxford University Press: AQA GCSE Geography</b><br>Page 154-179  |
| The Challenge of Resource Management <ul style="list-style-type: none"> <li>Provision of food, water and energy in the UK</li> <li>Energy management                             <ul style="list-style-type: none"> <li>Fracking</li> </ul> </li> </ul>   | <b>Oxford University Press: AQA GCSE Geography</b><br>Page 192-197<br>Page 210-215  |

## Revision Guides

**Oxford University Press: AQA GCSE Geography**

Available to purchase in the Learning Hub (£5.50) or on Amazon (£7.69).



# GCSE History Year 10 Mock 2024

## Year 10 Mock Exam

Friday 26<sup>th</sup> April 2024 - Duration – 2hrs

Section A – Germany 1890 -1945 (40 marks) & Section B – Conflict and Tension 1918 - 1939 (44 Marks)

| Section B Conflict and Tension 1918-1939 topics are...  | Oxford AQA GCSE History (9-1) Conflict and Tension 1918-1939 (Green) Revision guide page reference   |
|---|--|
| <ul style="list-style-type: none"> <li>• <b>Peacemaking:</b> <ul style="list-style-type: none"> <li>- The armistice – aims of the ‘Big Three’, Wilson’s 14 points, Clemenceau and Lloyd-George</li> <li>- Treaty of Versailles – Diktat, territorial changes, military restrictions, war guilt and reparations</li> <li>- Impact of the Treaty and wider settlement – Reaction of Allies, German objections, other treaties</li> </ul> </li> <li>• <b>League of Nations:</b> <ul style="list-style-type: none"> <li>- League of Nations – Formation, rules, organisation, aims, membership, League’s agencies, success and failures in the 1920s</li> <li>- Diplomacy outside the League – Locarno Treaties, Kellogg-Briand Pact</li> <li>- Collapse of the League – Depression, Manchurian crisis, Abyssinian crisis</li> </ul> </li> <li>• <b>Origins of Second World War</b> <ul style="list-style-type: none"> <li>- Development of tension – Hitler’s aims, Dollfuss Affair, the Saar, rearmament, Stresa Front, Anglo-German Naval Agreement</li> <li>- Escalation of tension – Remilitarisation of the Rhineland, Anti-Comintern Pact, Anschluss, Appeasement, Sudeten Crisis, Munich Agreement</li> <li>- Outbreak of War – Occupation of Czechoslovakia, Invasion of Poland, Nazi-Soviet Pact</li> </ul> </li> </ul> | <ul style="list-style-type: none"> <li>• Page 12+13</li> <li>• Page 14+15</li> <li>• Page 16 – 25</li> <li>• Page 26 – 31</li> <li>• Page 32+33</li> <li>• Page 34 – 41</li> <li>• Page 42 – 45</li> <li>• Page 46 – 53</li> <li>• Page 45 - 57</li> </ul> |

**Extra Support & Revision available**

[www.bbc.co.uk/bitesize](http://www.bbc.co.uk/bitesize)

[www.senecalearning.com](http://www.senecalearning.com)

## Revision Guides


Oxford AQA GCSE History (9-1) Conflict and Tension 1918-1939 – By Aaron Wilkes – ISBN 978-0-19-842291-4

# GCSE History Year 10 Mock 2024

## Year 10 Mock Exam

Friday 26<sup>th</sup> April 2024 - Duration – 2hrs

Section A – Germany 1890 -1945 (40 marks) & Section B – Conflict and Tension 1918 - 1939 (44 Marks)

|  |   |
|--|---|
| <p><b>Section A</b> Germany 1890 - 1945 topics are...</p>   | <p>Oxford AQA GCSE History (9-1) Germany 1890 – 1945 (Red) Revision guide page reference</p>  |
| <ul style="list-style-type: none"> <li>• <b>Germany and the growth of democracy:</b> <ul style="list-style-type: none"> <li>- Kaiser Wilhelm - industrialisation, social reform, Naval Laws</li> <li>- Impact of WWI - War weariness, defeat, invasion of Ruhr, hyperinflation</li> <li>- Weimar Democracy – Political change and unrest, Kapp Putsch, Munich Putsch, Stresemann era, culture</li> </ul> </li> <li>• <b>Germany and the Depression:</b> <ul style="list-style-type: none"> <li>- Growth and support for Nazis, role of SA</li> <li>- Hitler’s appeal</li> <li>- Failure of Weimar democracy, role of Papen and Hindenburg</li> <li>- Establishment of Hitler’s dictatorship – Reichstag fire, Enabling Act, Night of the Long Knives, elimination of opposition, becoming Fuhrer</li> </ul> </li> <li>• <b>Life in Nazi Germany</b> <ul style="list-style-type: none"> <li>- Economic changes – public work programmes, rearmament, self-sufficiency, impact of WWII</li> <li>- Social policy and practice – Impact on women, young people and youth groups, education, religion, Final Solution</li> <li>- Control – Propaganda, Goebbels, Nazi Culture, SS, Himmler, Gestapo, opposition and resistance</li> </ul> </li> </ul> | <ul style="list-style-type: none"> <li>• Page 12+13</li> <li>• Page 14 – 19</li> <li>• Page 20 – 23</li> </ul> <p><b>BBC Bitesize/History/AQA/Modern World History / Germany</b></p> <ul style="list-style-type: none"> <li>• Page 25 – 27</li> <li>• Page 28 +29</li> <li>• Page 30 – 33</li> </ul> <p><b>BBC Bitesize/History/AQA/Modern World History / Germany</b></p> <ul style="list-style-type: none"> <li>• Page 34 – 39</li> <li>• Page 40 – 47</li> <li>• Page 48 - 55</li> </ul> |

## Extra Support & Revision available

[www.bbc.co.uk/bitesize](http://www.bbc.co.uk/bitesize)

[www.senecalearning.com](http://www.senecalearning.com)

## Revision Guides

Oxford AQA GCSE History (9-1) Germany 1890 – 1945 – By Aaron Wilkes – ISBN 978-0-19-842289-1

# GCSE Mathematics Year 10 Mock 2024

**One full paper – Paper 1 non-calculator**

**Wednesday 24<sup>th</sup> April 2024 - Morning– 90 minutes**

All students sit three papers for maths GCSE. Paper 1 is a non-calculator for papers 2 & 3 students are allowed, and should use, a calculator.

To prepare for Paper 1 all students will complete a 'Walking Talking Mock' – WTM.

Friday 19<sup>th</sup> April 2024

The paper is completed with a member of staff and there is another paper – called a 'Shadow Paper' – which is completed afterwards in class or at home. Staff will show students how to use this to support effective revision and practice.

The three papers may have anything on them from any part of the course and so, the paper 1 WTM and practice with staff will enable students to understand better the way the topics are split between the calculator and non-calculator papers.

The best revision in maths should focus on doing exam questions and practice papers with mark schemes will be made available to all students. At this stage students should not expect to know how to do everything and staff will talk in their sets about the best topics to revise and how to approach it.

## Extra Support

<https://corbettmaths.com>

<https://connect.collins.co.uk/school/LUTTERWO1/Student/>

<https://www.mymaths.co.uk/>

## Revision Guides

AQA GCSE 9-1 Maths Foundation (Collins)

CGP Maths AQA Complete Revision & Practice: Foundation



# GCSE Music Year 10 Mock 2024

## Year 10 Mock Exam

Tuesday 23<sup>rd</sup> April 2024 PM Duration - 60mins

AoS2 Concerto through time, AoS5 Conventions of Pop

|  |   |
|--|---|
| <b>AoS2 Concerto through time</b> topics are...  | Focus on Sound lessons and tests  |
| For each area you need to know: <ul style="list-style-type: none"> <li>• Typical features of the style</li> <li>• Instruments</li> <li>• Structural features</li> <li>• Composers and their time periods</li> <li>• Following a score and melodic dictation</li> </ul>   | Type these names in Focus on Sound, to complete the lessons and tests. <ul style="list-style-type: none"> <li>• OCR - Baroque solo concerto</li> <li>• OCR – Concerto grosso</li> <li>• OCR – Classical concerto</li> <li>• OCR – Mozart piano concerto</li> <li>• OCR – Romantic concerto</li> </ul> <p>There are other resources on Focus on Sound that you might find useful.</p> <p>Use the folders in google classroom for further resources.</p>  |
| <b>AoS5 Conventions of Pop</b> topics are...   | Focus on Sound lessons and tests  |
| <ul style="list-style-type: none"> <li>• Rock n Roll (1950s and 1960s)</li> <li>• Rock Anthems (1970s and 1980s)</li> <li>• Pop Ballads (1970s, 1980s and 1990s)</li> <li>• Solo Artist from 1990s to present day</li> </ul> For each area you need to know: <ul style="list-style-type: none"> <li>• Artists/bands</li> <li>• Guitars and techniques</li> <li>• Voice types and voice techniques</li> <li>• Technology</li> <li>• Venues</li> </ul> | Click on these links or type these names in Focus on Sound, to complete the lessons and tests. <ul style="list-style-type: none"> <li>• OCR – Rock n Roll</li> <li>• OCR – Rock anthem</li> <li>• OCR – Melodic terms</li> <li>• OCR – Melodic terms 2</li> <li>• OCR – Harmony terms</li> <li>• OCR – Harmony terms 2</li> </ul> <p>There are other resources on Focus on Sound that you might find useful. The <u><a href="#">dictionary for popular song structure</a></u> for instance.</p> <p>Use the folders in google classroom for further resources.</p> |

## Extra Support & Revision available

[portal.focusonsound.com](http://portal.focusonsound.com)

[www.bbc.co.uk/bitesize/examspecs/zv7gxyc](http://www.bbc.co.uk/bitesize/examspecs/zv7gxyc)

[teachinggadget.com](http://teachinggadget.com)

## Revision Guides

GCSE Music OCR Complete Revision & Practice

# GCSE PE Year 10 Mock 2024

## Year 10 Mock Exam

Tuesday 23<sup>rd</sup> April 2024 PM Duration - 60mins

1 paper of 60 marks – Combined paper 1 and paper 2 topics

| Paper 1 Topics  | Paper 2 Topics   |
|---|--|
| <ul style="list-style-type: none"><li>• Skeletal System</li><li>• Movement Analysis (Planes, Levers, Axes, types of movement)</li><li>• Muscular System</li><li>• Components of Fitness/Fitness testing</li></ul> | <ul style="list-style-type: none"><li>• Commercialisation</li><li>• Ethics</li></ul> |

## Extra Support & Revision available

The Ever Learner

## Revision Guides

My Revision Notes: OCR GCSE (9-1) PE 2nd Edition

GCSE PE Simplified OCR GCSE PE

# GCSE Religious Education Year 10 Mock 2024

## Year 10 Mock Exam

Tuesday 30<sup>th</sup> April 2024 AM Duration – 1hr 45mins

Christianity and Judaism Key Beliefs and Teachings (48 marks) & Theme B: Religion and Life and Theme A: Religion, Relationships and Family (48 Marks) +3SpAG

| Christianity Key Beliefs and Teachings   | Judaism Key Beliefs and Teachings  |
|--|--|
| <ul style="list-style-type: none"> <li>• Nature of God</li> <li>• Creation</li> <li>• Afterlife</li> <li>• Jesus: Incarnation/crucifixion/resurrection</li> <li>• Sin/original sin</li> <li>• Salvation and Atonement</li> </ul> | <ul style="list-style-type: none"> <li>• Nature of God</li> <li>• The Divine presence</li> <li>• Life after death</li> <li>• Messiah</li> <li>• Covenant with Abraham and Moses</li> <li>• Key moral principles</li> <li>• Mitzvot</li> </ul>                                      |
| Theme A – different religious views on   | Theme B - different religious views on   |
| <ul style="list-style-type: none"> <li>• Contraception</li> <li>• Sexual relationships</li> <li>• Marriage</li> <li>• Divorce</li> <li>• Families</li> <li>• The roles of men and women</li> <li>• Gender equality</li> </ul>    | <ul style="list-style-type: none"> <li>• Abortion</li> <li>• Euthanasia</li> <li>• Animal experimentation</li> <li>• The origins of the universe</li> <li>• Stewardship and dominion</li> <li>• The use and abuse of the environment</li> <li>• Death and the afterlife</li> </ul> |

## Extra Support & Revision available

[www.bbc.co.uk/bitesize](http://www.bbc.co.uk/bitesize)

[www.senecalearning.com](http://www.senecalearning.com)

[GCSE Revision - Revisely](#)

## Revision Guide

My Revision Notes AQA GCSE (9-1) Religious Studies Specification A

by Leslie Parry and Jan Hayes

# GCSE Science Year 10 Mock 2024

## Year 10 Mock exams

All exams for Separate science are 1hr 45 mins in duration.

For Trilogy (combined) science exams are 1hr 15 mins duration.

Biology -Tuesday 23rd April am

Physics- Thursday 25<sup>th</sup> April am

Chemistry -Monday 29<sup>th</sup> April

## All examinations are assessing paper 1 content

**Biology** – assessed content is B1-B9 from Kerboodle

This covers : Cell biology; Organisation; Infection and response; and Bioenergetics.

**Chemistry** – assessed content is C1-C7 from Kerboodle

This covers : Atomic structure and the periodic table; Bonding, structure, and the properties of matter; Quantitative chemistry, Chemical changes; and Energy changes.

**Physics** – assessed content is P1-7 from Kerboodle

This covers : Energy; Electricity; Particle model of matter; and Atomic structure

**Required practicals for all subject areas need to be studied in depth – your teacher will supply a list in class.**

## Extra Help and Revision

The MOST effective way to revise is to complete past paper questions and to MARK them. These are available from the AQA website or Revisely ( select AQA as the exam board and paper 1) SAVEMYEXAMS also has good content and past papers too.

The Learning Hub also sells lots of different CGP revision guides and workbooks to help.

I would recommend using your guide as well as these links:- [Educake - Online Formative Assessment for Homework and Classwork](#) ( look at this article of how to do your own quizzes [How to quiz yourself on a specific topic | Educake Help Centre](#) )

<https://senecalearning.com/en-GB/>      <https://www.bbc.co.uk/bitesize>

<https://www.freesciencelessons.co.uk/> (This is particularly good for required practicals and working scientifically skills )

[cognito cells - Google Search](#) – use Cognito videos to remind yourself of subject content. Type 'Cognito' into your browser and the topic you want to learn about.

[A. Hammond Biology - Home \(weebly.com\)](#) – past paper questions and videos are available for each topic

# GCSE Spanish Year 10 Mock 2024

## Year 10 Spanish Mock Exam

Dates – Monday 29<sup>th</sup> April (p5-6) – Writing Mock Exam

Thursday 2<sup>nd</sup> May (p1-3) – Listening & Reading mock Exams

|  |  |
|--|--|
| <b>Paper 1- Listening (in class) – there will be a higher tier and a foundation tier paper</b>   |  |
| <ul style="list-style-type: none"> <li>Section A- Questions and answers in English</li> <li>Section B- Questions and answers in Spanish</li> </ul>   | <p>All assessed content will be from AQA past paper and will content from Theme 1, 2 and 3.</p> <p>Your teacher will provide you with a list of vocabulary on topics you have not covered yet so you can revise in advance.</p>  |
| <b>Paper 3 – Reading (in exam conditions) – there will be a higher tier and a foundation tier paper</b>  |  |
| <ul style="list-style-type: none"> <li>Section A- Questions and answers in English</li> <li>Section B- Questions and answers in Spanish</li> <li>Section C- Translation ( French to English paragraph)</li> </ul>      | <p>All assessed content will be from AQA past paper and will content from Theme 1, 2 and 3.</p> <p>Your teacher will provide you with a list of vocabulary on topics you have not covered yet so you can revise in advance.</p>  |
| <b>Paper 4- Writing (in exam conditions) – there will be a higher tier and a foundation tier paper</b>   |  |
| <b>Writing Foundation</b> <ul style="list-style-type: none"> <li>Q.1- Photo-card</li> <li>Q.2- 40-word paragraph</li> <li>Q.3- Translation (English to Spanish sentences)</li> <li>Q.4- 90-word composition</li> </ul> | <p><b>All assessed content from Theme 1 (Sub-topic 1) and Theme 3 (Sub-topic 2)</b></p> <ul style="list-style-type: none"> <li>-Self, family, friends</li> <li>-Relationships</li> <li>-Future family/ personal plans</li> <li>- School &amp; studies</li> <li>-Future career plans</li> </ul> |
| <b>Writing Higher</b> <ul style="list-style-type: none"> <li>Q.1- 90-word composition</li> <li>Q.2- 150-word composition</li> <li>Q.3 - Translation (English to Spanish paragraph)</li> </ul>                          | <p><b>All assessed content from Theme 1 (Sub-topic 1) and Theme 3 (Sub-topic 2)</b></p> <ul style="list-style-type: none"> <li>-Self, family, friends</li> <li>-Relationships</li> <li>-Future family/ personal plans</li> <li>- School &amp; studies</li> <li>-Future career plans</li> </ul> |

## Revision Guides

Vocabulary lists in exercise book

FAR writing tasks

# Cambridge Nationals in Sport Studies Year 10 2024

## Year 10 Coursework

Students have no Mock as they are currently completing coursework in class. Students will sit their exam component in the Summer series 2025.

## Catchup sessions

Discuss with Miss Tur-Ribas to arrange catchup sessions if required.

# GCSE Statistics Year 10 Mock 2024

## Year 10 Mock Exam

Tuesday 23<sup>rd</sup> April PM 1 hour

### Topics

#### 1 Collection of data

- 1.1 Describing data
- 1.2 Grouping data
- 1.3 Primary and secondary data
- 1.4 Populations
- 1.5 Petersen capture–recapture formula
- 1.6 Random sampling
- 1.7 Non-random sampling
- 1.8 Stratified sampling
- 1.9 Collection of data
- 1.10 Questionnaires and interviews
- 1.11 Problems with collected data
- 1.12 Controlling extraneous variables
- 1.13 Hypotheses
- 1.14 Designing investigations

#### 3 Summarising data

- 3.1 Averages
- 3.2 Averages from frequency tables
- 3.3 Averages from grouped data
- 3.4 Transforming data
- 3.5 Geometric mean and weighted mean
- 3.6 Measures of dispersion for discrete data
- 3.7 Measures of dispersion for grouped data
- 3.8 Standard deviation
- 3.9 Box plots and outliers
- 3.10 Skewness
- 3.11 Deciding which average to use
- 3.12 Comparing data sets
- 3.13 Making estimates

#### 2 Processing and representing data

- 2.1 Tables
- 2.2 Two-way tables
- 2.3 Pictograms
- 2.4 Bar charts
- 2.5 Stem and leaf diagrams
- 2.6 Pie charts
- 2.7 Comparative pie charts
- 2.8 Population pyramids
- 2.9 Choropleth maps
- 2.10 Histograms and frequency polygons
- 2.11 Cumulative frequency charts
- 2.12 The shape of a distribution
- 2.13 Histograms with unequal class widths
- 2.14 Misleading diagrams
- 2.15 Choosing the right format

## Useful resources for inspiration

Edexcel Pearson Revision Workbook (Homework book)

## Extra support

Students will receive a bespoke revision guide in their lessons.

| Month:    |  |  |  |  | Weeks to go: |  |
|-----------|--|--|--|--|--------------|--|
| Time:     |  |  |  |  |              |  |
| Date:     |  |  |  |  |              |  |
| Monday    |  |  |  |  |              |  |
| Tuesday   |  |  |  |  |              |  |
| Wednesday |  |  |  |  |              |  |
| Thursday  |  |  |  |  |              |  |
| Friday    |  |  |  |  |              |  |
| Saturday  |  |  |  |  |              |  |
| Sunday    |  |  |  |  |              |  |





| Month:    |  |  |  |  | Weeks to go: |  |
|-----------|--|--|--|--|--------------|--|
| Time:     |  |  |  |  |              |  |
| Date:     |  |  |  |  |              |  |
| Monday    |  |  |  |  |              |  |
| Tuesday   |  |  |  |  |              |  |
| Wednesday |  |  |  |  |              |  |
| Thursday  |  |  |  |  |              |  |
| Friday    |  |  |  |  |              |  |
| Saturday  |  |  |  |  |              |  |
| Sunday    |  |  |  |  |              |  |



| Month:    |  |  |  |  | Weeks to go: |  |
|-----------|--|--|--|--|--------------|--|
| Time:     |  |  |  |  |              |  |
| Date:     |  |  |  |  |              |  |
| Monday    |  |  |  |  |              |  |
| Tuesday   |  |  |  |  |              |  |
| Wednesday |  |  |  |  |              |  |
| Thursday  |  |  |  |  |              |  |
| Friday    |  |  |  |  |              |  |
| Saturday  |  |  |  |  |              |  |
| Sunday    |  |  |  |  |              |  |



| Month:    |  |  |  |  | Weeks to go: |  |
|-----------|--|--|--|--|--------------|--|
| Time:     |  |  |  |  |              |  |
| Date:     |  |  |  |  |              |  |
| Monday    |  |  |  |  |              |  |
| Tuesday   |  |  |  |  |              |  |
| Wednesday |  |  |  |  |              |  |
| Thursday  |  |  |  |  |              |  |
| Friday    |  |  |  |  |              |  |
| Saturday  |  |  |  |  |              |  |
| Sunday    |  |  |  |  |              |  |

